



» **AST**  
1300-600

## MITER BANDSAW AÇILI ŞERİT TESTERE



\*The workpiece in the bandsaw is lifted up by 10 mm by hydraulic platforms placed at the entrance and exit of the saw for easy and fast turning of the saw body.

\*Malzeme şerit testerenin içinde iken gövdenin kolay dönmesini sağlamak için testerenin giriş ve çıkışındaki hidrolik platformlar ile malzeme 10 mm yukarı kaldırılır.



AST TECHNICAL SPECIFICATIONS / TEKNİK BİLGİLER		AST 1200-500	AST 1300-600
Total Power / Toplam Güç	kW	18	18
Blade length / Şerit Uzunluğu	mm	9.010	10.000
Recommended Blade Type / Tavsiye Edilen Şerit Tipi	Lenox	RX+(EHS) 2/3 54 x 1,6	RX+(EHS) 3/4 67 x 1,60
Cutting Speed / Kesme Hızı	m/min	20-100	20-100
Length x Width x Height / Boy x En x Yükseklik	mm	4740 x 2350 x 2500	5060 x 2350 x 2700
Working Height / Çalışma Yüksekliği	mm	800	800
Weight / Ağırlık	kg	6.700	8.000
Mitering angle / Açık Ayar Aralığı	°	+60°/-45°	+60°/-60°
Max Sawing Capacity (WxH) / Kesme Kapasitesi (EnxYükseklik)	mm	1200 x 500	1200 x 500
Min Sawing Capacity min. (WxH) / Kesme Kapasitesi (EnxYükseklik)	mm	80 x 80	80 x 80











- Angular cutting position is adjusted by servo-motor.
- Adjustable cutting speed based on materials.
- Automatic feeding according to section geometry.

- Cutting speed=Band speed

- Kesme açısı servo-motor ile ayarlanır.
- Malzeme cinsine göre kesme hızı ayarlanabilir.
- Kesit geometrisine göre otomatik ilerleme özelliği standarttır.

- Kesme hızı = şerit hızı



CAPACITY TABLE / KAPASİTE TABLOSU				AST 1200x500	AST 1300x600
Cutting Capacity 0°		Square	mm	500	600
		Flat	mm	1200x500	1300x600
Cutting Capacity ±45°		Square	mm	500	600
		Flat	mm	500x500	850x600
Cutting Capacity ±60°		Square	mm	500	600
		Flat	mm	550x500	540x600
Cutting Capacity ±15°		Square	mm	500	600
		Flat	mm	1100x500	1245x600
Cutting Capacity ±30°		Square	mm	500	600
		Flat	mm	1000x500	1050x600

- Angular cutting position is adjusted by servo-motor.
- Adjustable cutting speed based on materials.
- Automatic feeding according to section geometry.

- Cutting speed=Band speed

- Kesme açısı servo-motor ile ayarlanır.
- Malzeme cinsine göre kesme hızı ayarlanabilir.
- Kesit geometrisine göre otomatik ilerleme özelliği standarttır.

- Kesme hızı = şerit hızı